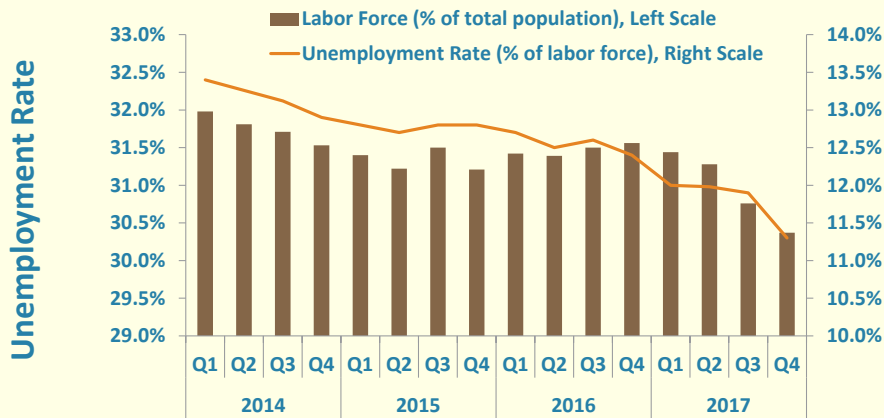




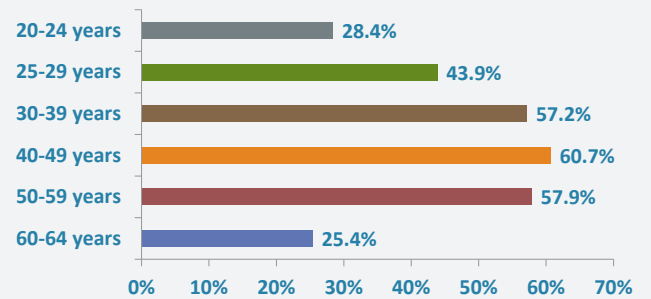
Economic Snapshot: Employment in Egypt



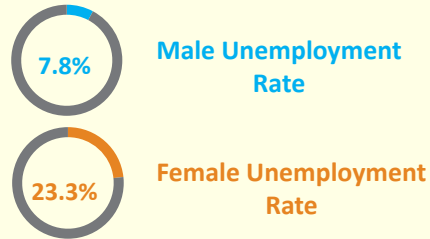

Employment by Gender



Employment by Age Groups



Labor Force (Million)



Employment by Sector



Agriculture
21.4%



Wholesale & Retail Trade
13.5%



Construction & Building
13.3%



Manufacturing Industries
12.5%



Transportation & Warehousing
8%



Education
7.7%



Public Admin., Defense & Social Security
6%



Others
17.6%

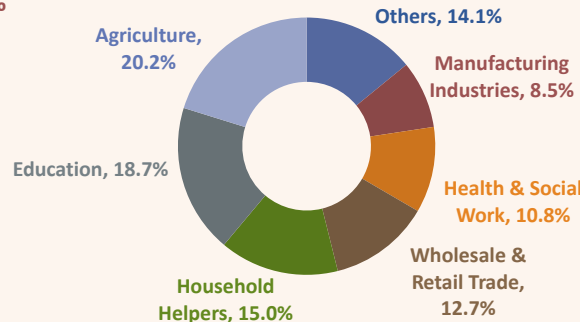
Women Employment in Egypt



Women contribute by 21.1% to employment in Egypt.

67.7% of employed women in Egypt work in the private sector.

Women Employment by Sector



One in every four Egyptian entrepreneurs is a woman.



One in every six Egyptian business owners is a woman.

Source: CAPMAS (Data as of Q3 2017) & AUC's Global Entrepreneurship Monitor (2016).