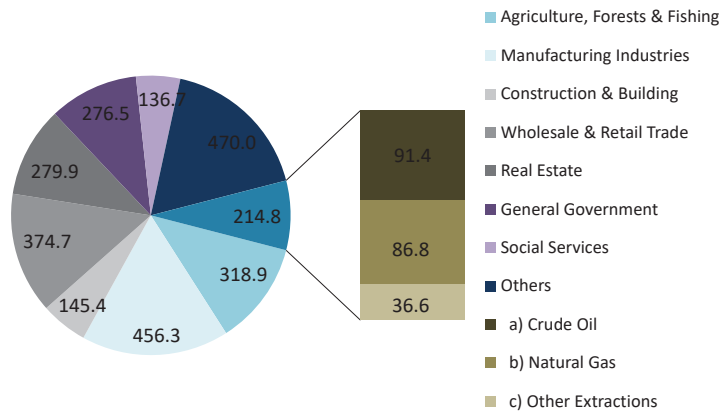




## Economic Snapshot: Egypt's Oil & Gas Sector

**Figure 1** Sectoral Breakdown of Egypt's GDP in FY 2015/16 (EGP bn)



Source: Ministry of Planning.

**Figure 2** Oil & Gas Share in GDP during FY 2015/16



Crude Oil

EGP 91.4 bn  
(3.4%)



Natural Gas

EGP 86.8 bn  
(3.2%)

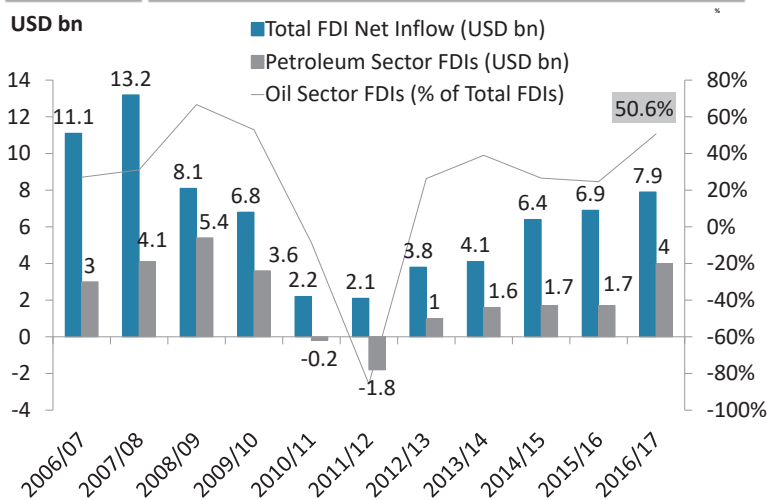


Oil Refining

EGP 113.9 bn  
(4.3%)

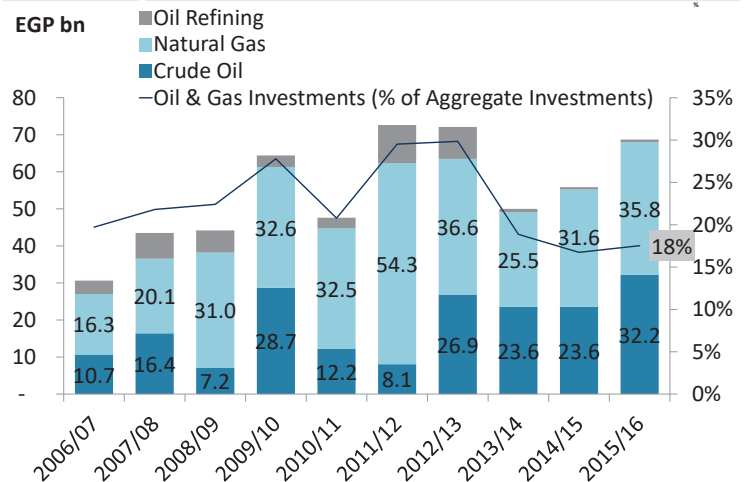
Source: Ministry of Planning.

**Figure 3** Oil Sector Foreign Direct Investments (FDIs)



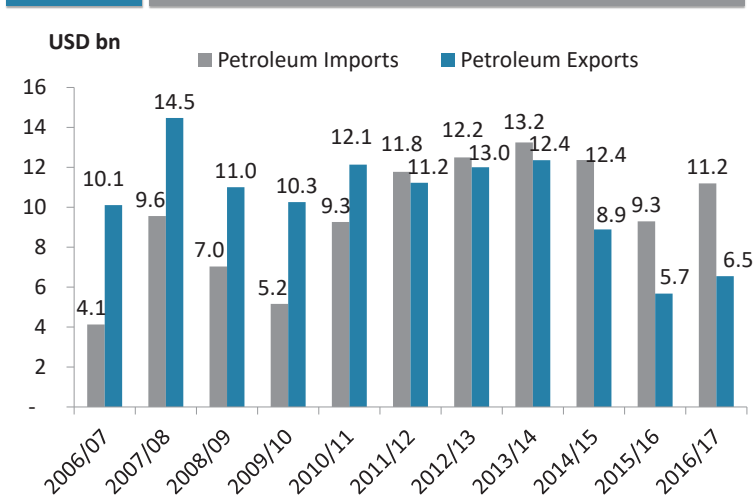
Source: Central Bank of Egypt.

**Figure 4** Oil & Gas Investments



Source: Ministry of Planning.

**Figure 5** Petroleum Imports & Exports (USD bn)



Source: Central Bank of Egypt.

**Figure 6** Oil & Gas Sector Total Employment in 2017



- A total of around **183 thousand** employees work in Egypt's Oil & Gas Sector; out of which **80%** work in oil refining; whereas **20%** work in extractive industries.
- This represents **1%** of the total number of employees in Egypt.

Source: CAPMAS.