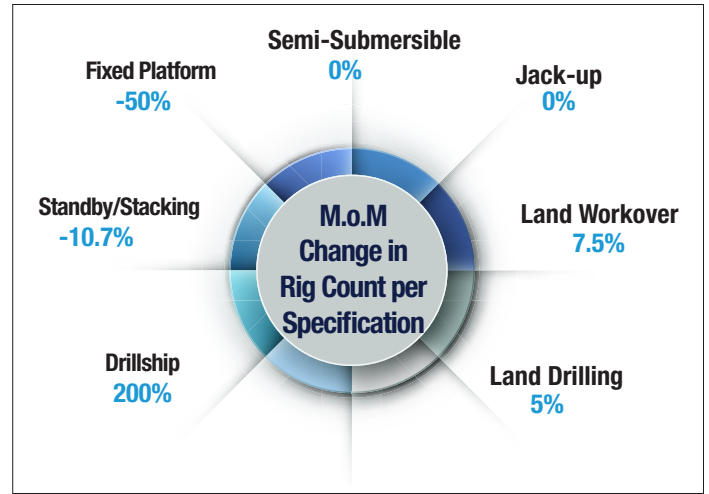


DRILLING

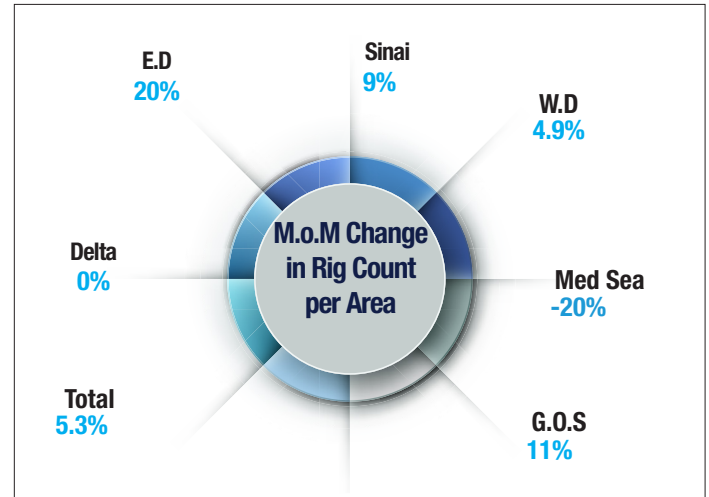
Rigs per Specification

| Date | Land-Drilling | Land Workover | Jack-Up | Semi Submersible | Fixed Platform | Standby/Stacking | Drillship | Total |
|---------|---------------|---------------|---------|------------------|----------------|------------------|-----------|-------|
| 1\2017 | 34 | 30 | 10 | 1 | 0 | 71 | 2 | 148 |
| 2\2017 | 35 | 30 | 10 | 1 | 0 | 70 | 2 | 148 |
| 3\2017 | 39 | 35 | 10 | 1 | 0 | 62 | 2 | 149 |
| 4\2017 | 41 | 36 | 11 | 1 | 0 | 58 | 2 | 149 |
| 5\2017 | 44 | 37 | 11 | 1 | 1 | 53 | 2 | 149 |
| 6\2017 | 45 | 40 | 11 | 1 | 1 | 49 | 2 | 149 |
| 7\2017 | 45 | 37 | 11 | 1 | 1 | 52 | 2 | 149 |
| 8\2017 | 42 | 37 | 11 | 1 | 1 | 55 | 2 | 149 |
| 9\2017 | 39 | 40 | 10 | 1 | 2 | 56 | 0 | 149 |
| 10\2017 | 41 | 43 | 10 | 1 | 1 | 50 | 2 | 148 |

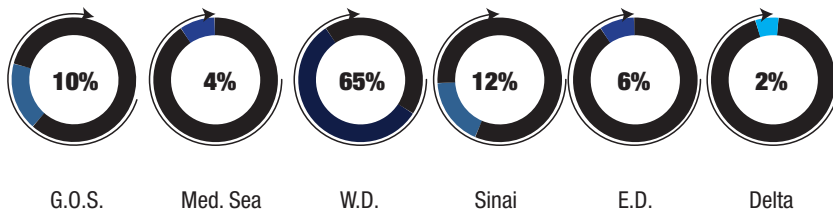


Rigs per Area

| Month | G.O.S. | Med. Sea | W.D. | Sinai | E.D. | Delta | Total |
|--------|--------|----------|------|-------|------|-------|-------|
| Jan-17 | 8 | 5 | 45 | 12 | 5 | 2 | 77 |
| Feb-17 | 8 | 5 | 47 | 11 | 5 | 2 | 78 |
| Mar-17 | 8 | 5 | 53 | 11 | 6 | 4 | 87 |
| Apr-17 | 8 | 6 | 55 | 11 | 6 | 5 | 91 |
| May-17 | 9 | 6 | 58 | 12 | 6 | 5 | 96 |
| Jun-17 | 9 | 6 | 61 | 13 | 6 | 5 | 100 |
| Jul-17 | 9 | 6 | 59 | 14 | 6 | 3 | 97 |
| Aug-17 | 9 | 5 | 59 | 13 | 5 | 3 | 94 |
| Sep-17 | 9 | 5 | 61 | 11 | 5 | 2 | 93 |
| Oct-17 | 10 | 4 | 64 | 12 | 6 | 2 | 98 |



Distribution of Rigs October 2017



PRODUCTION SEPTEMBER 2017

| | Crude Oil | Equivalent Gas | Liquified Gas | Condensate |
|--------------|-------------------|-------------------|------------------|------------------|
| Med. Sea | | 13,451,436 | 193,256 | 609,295 |
| E.D. | 1,742,659 | 15,192 | 4,050 | 1,001 |
| W.D. | 9,216,732 | 7,748,503 | 619,021 | 1,434,526 |
| GOS | 3,952,359 | 715,564 | 262,586 | 78,111 |
| Delta | 38,259 | 7,629,951 | 140,362 | 405,168 |
| Sinai | 1,653,859 | 10,001 | 35,756 | 18,296 |
| Total | 16,603,868 | 29,570,647 | 1,255,031 | 2,546,397 |

Unit: Barrel

*Equivalent gas figures are for August 2017.

DRILLING UPDATES



| Region | Company | Well | Well Type | Rig | Depth | Well Investments |
|----------------|------------|-------------|-------------|--------|-----------|------------------|
| Western Desert | Khalda | MENES-3 | Development | EDC-61 | 12100 | \$1.4 M |
| | Khalda | QASR-58 | Development | EDC-1 | 14000 | \$3.545 M |
| | Khalda | QASR-SE-1X | Exploration | EDC-67 | 9300 | 600,000 |
| | BAPETCO | EL MAGD H | Development | EDC-72 | 10531 | 750,000 |
| | Apache | WKAL-Y-2X | Exploration | EDC-54 | 16100 | \$2.951 M |
| | Agiba | NADA-3 | Development | ST-8 | 11120 | \$1.801 M |
| | Agiba | AMAN-62 | Development | ST-7 | 7800 | 465,703 |
| | Norpetco | ABRAR S-9 | Development | ECDC-2 | 6820 | \$1.2 M |
| | Petrosilah | N.SILAH 3-1 | Development | ECDC-1 | 7777 | \$1.122 M |
| | Qarun | WON C212 | Development | EDC-63 | 6950 | \$1.11 M |
| Qarun | E.BAH LN-2 | Development | EDC-65 | 9200 | \$1.395 M | |