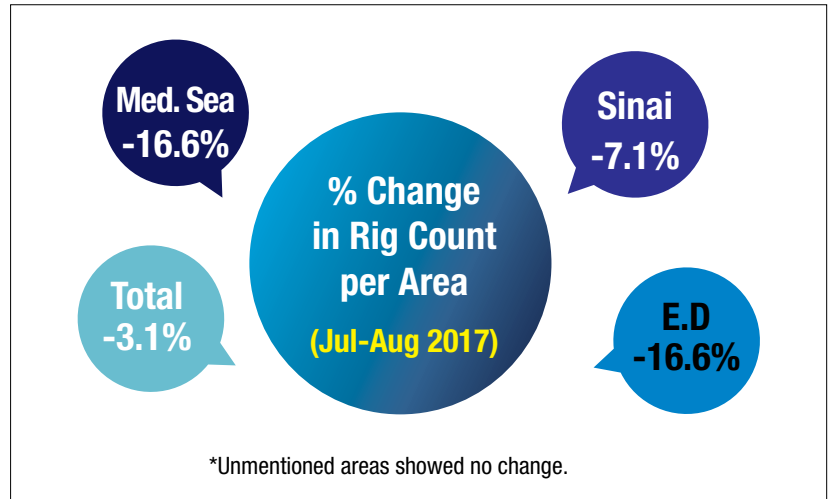
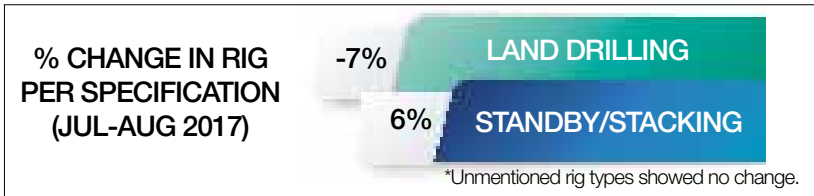
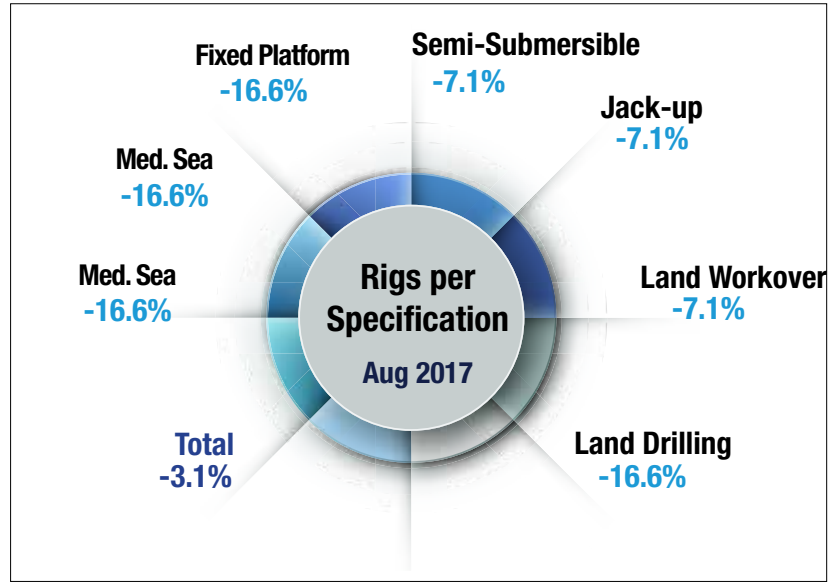
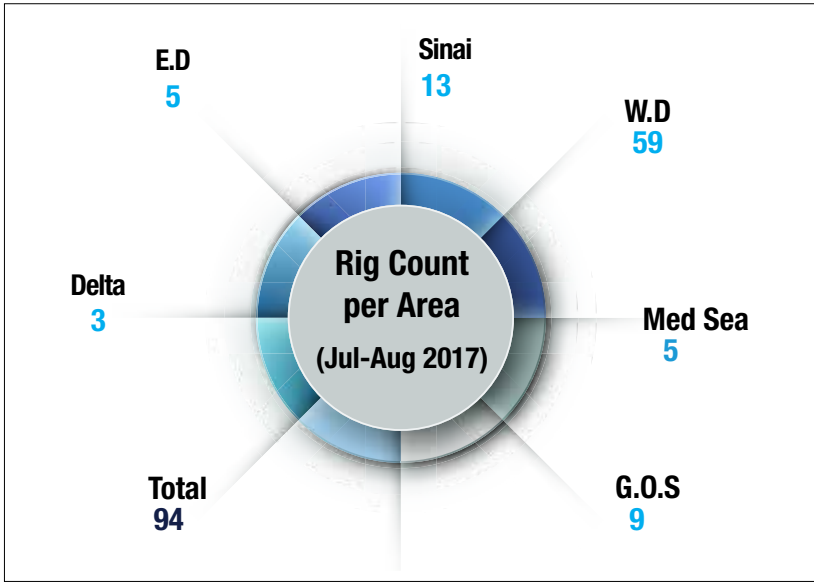


DRILLING



	Crude Oil	Equivalent Gas	Liquified Gas	Condensate
Med. Sea		15684326	175261	635728
E.D.	2016525	23000	1904	1300
W.D.	9428766	8600941	634156	1512253
GOS	4054621	918295	274598	74562
Delta	42583	8322598	136521	506427
Sinai	1865259	8365	38514	17251
Total	17407754	33557525	1260954	2747521

Unit: Barrel

DRILLING UPDATES



Region	Company	Well	Well Type	Rig	Depth	Well Investments	Company Production		
							Oil	Gas	
Western Desert	Bapetco	BED3 C6-E	Water Injection	EDC-42	12,434 ft	\$800,000	1,402,993	2,724,771	
		SITRA 8-B0 ST	Water Injection	EDC-51	11,604 ft	\$2.561 M			
		NEAG 2-E	Development	EDC-72	9,984 ft	\$2.6 M			
	Agiba	MEL-118	Development	EMSCO-602	6,500 ft	\$700,000	1,445,141	116,003	
		NE-57	Development	ST-7	7,800 ft	\$1 M			
		MEL-WD-14	Development	ST-8	11,400 ft	\$1,537 M			
	Petrosilah	WARD 1-2	Development	TANMIA-1	8,550 ft	\$1.79 M	254,883	-	
		WARD 1-3	Development	Tanmia-1	9000 ft	\$1.878 M			
		OAPCO	W.Q 34/15-22	Water Injection	ECDC-2	7,525 ft	\$1 M	53,863	-
		NORPETCO	ABRAR S-7 ST-1	Development	ECDC-2	6,774 ft	\$1.4 M	252,991	-
Sinai	Petobel	W.FEIRAN-1	Development	ST-3	11,900 ft	\$6.2 M	2,884,257	8,628,814	
Delta	Petobel	NIDOCO W.5	Development	EDC-59	14,600 ft	\$6 M			

*Production figures are for July 2017.