



An Inclusive View on NATURAL GAS EXPLORATION & DRILLING ACTIVITIES

BY AMINA HUSSEIN, REHAM GAMAL & YOUSSTINA MOUNIR

EXPLORATION ACTIVITIES

1. SEISMIC SURVEYS & EXPLORATION AREAS

3D SEISMIC SURVEYS SUMMARY IN THE MED. SEA

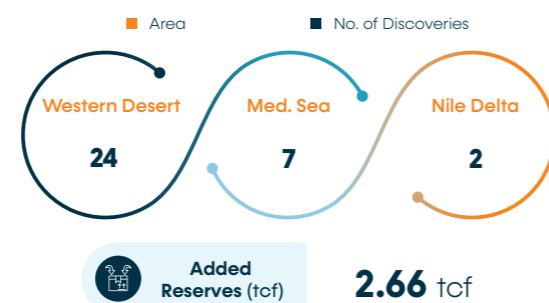
FY	Concessions	Surveyed Area (km ²)
2019/20	1	321
2020/21	9	33,532

MAIN AREAS OF EXPLORATION OVER FYS (2019/20-2020/21)

Company	Concession	Surveyed Area (km ²)
Dana Gas	N. El Arish	321
Exxon Mobil	N. Marakia	3,446.6
Chevron	N. El Dabaa	5,485.6
	N. Sidi Barrani	5,716.7
BP	N. El Sallum	3,472
Total	N. Ras Kanayis	4,316
Shell	N. El Fanar	3,568
	N. Sidi Gaber	2,583.7
	N. Cleopatra	2,422.2
	N. Marina	2,521

2. DISCOVERIES & ADDED RESERVES OVER FYS (2019/20-2020-21)

DISCOVERIES SUMMARY

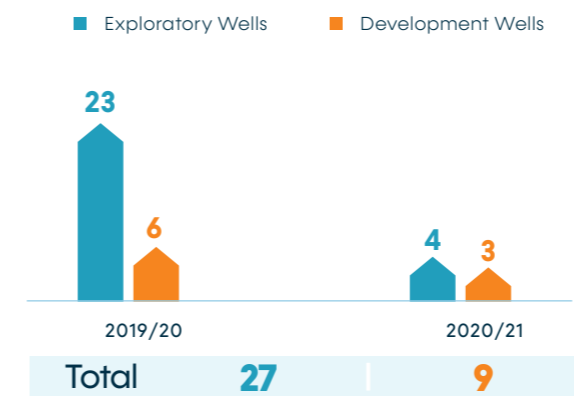


MAIN DISCOVERIES

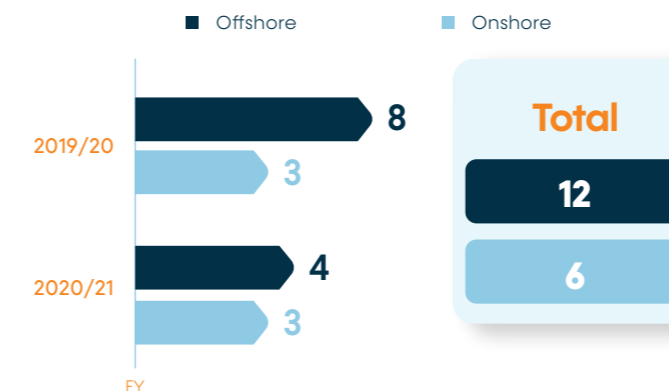
Region	Concession	Added Reserves (bcf)
Atoll North -1ST2	Med. Sea North El Tabya offshore	300
Bashrush-2 Dir Bis	Med. Sea North El Hammad offshore	331
South Disouq-12	Nile Delta South Disouq onshore	25
Ameeq -1	Eastern Med. North Thekka	308

DRILLING ACTIVITIES

DRILLED WELLS



DRILLING RIGS



FIELDS DEVELOPMENT PROJECTS OVER FYS (2019/20-2020/21)

WELLS PUT ON PRODUCTION



DEVELOPMENT PROJECTS SUMMARY



MAJOR PROJECTS IN THE MED. SEA & NILE DELTA



NATURAL GAS PRODUCTION

PRODUCTION RATES (tcf)

