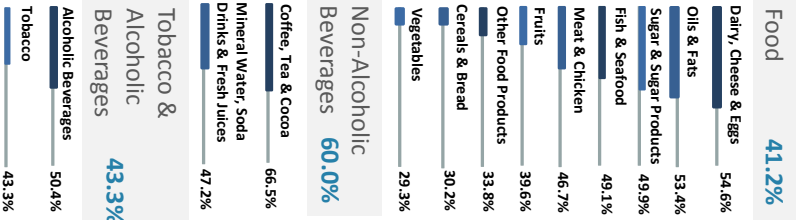




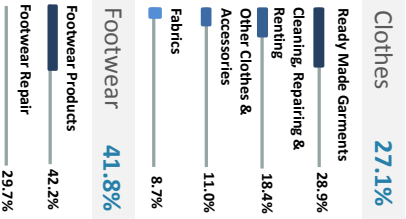
DISSECTING THE ANNUAL HEADLINE INFLATION IN AUGUST 2017 (31.9%)



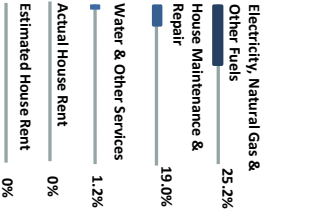
Food & Beverages
41.6%



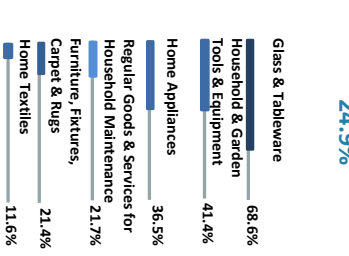
Clothes & Footwear
30.2%



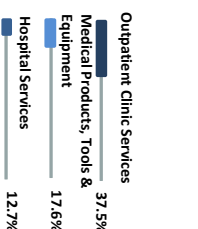
Housing & Utilities
8.1%



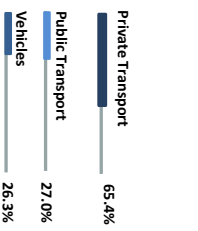
Furniture, Fixtures, & Household Equipment
24.9%




Healthcare
21.2%



Transportation
38.4%



Hotels & Restaurants
35.0%



Recreation & Culture
41.1%



Education
12.3%



Communications
4.9%



Miscellaneous Goods & Services
22.9%

Source: The Central Bank of Egypt & CAPMAS