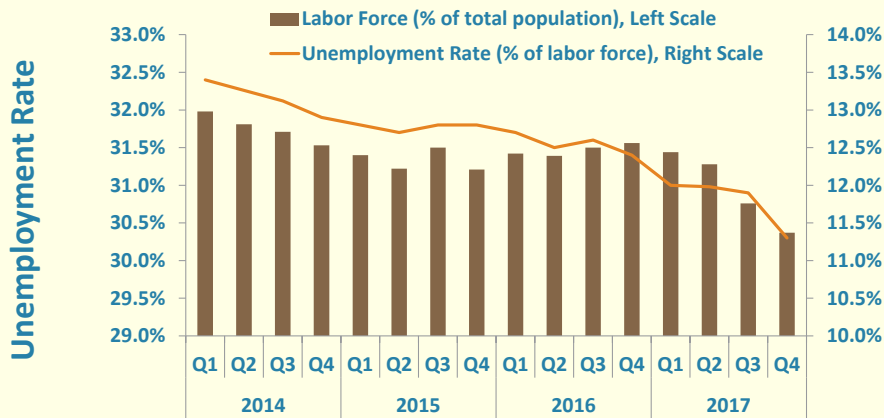




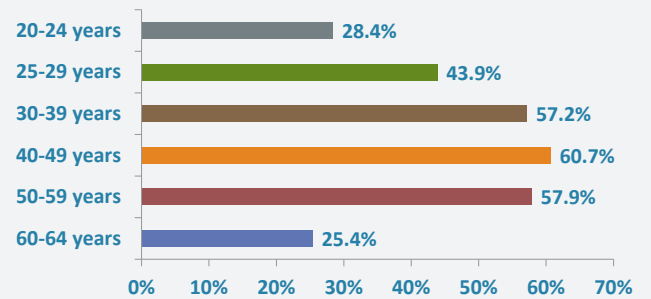
# Economic Snapshot: Employment in Egypt



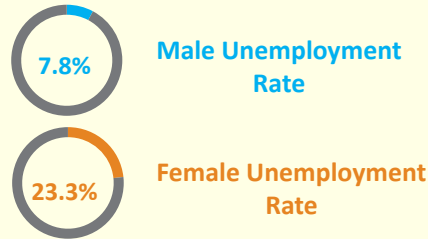

## Employment by Gender



## Employment by Age Groups



## Labor Force (Million)



## Employment by Sector



Agriculture 21.4%



Wholesale & Retail Trade 13.5%



Construction & Building 13.3%



Manufacturing Industries 12.5%



Transportation & Warehousing 8%



Education 7.7%



Public Admin., Defense & Social Security 6%



Others 17.6%

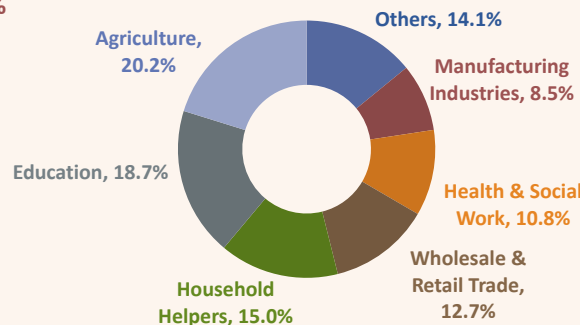
## Women Employment in Egypt



Women contribute by 21.1% to employment in Egypt.

**67.7%** of employed women in Egypt work in the private sector.

## Women Employment by Sector



One in every four Egyptian entrepreneurs is a woman.



One in every six Egyptian business owners is a woman.

Source: CAPMAS (Data as of Q3 2017) & AUC's Global Entrepreneurship Monitor (2016).