

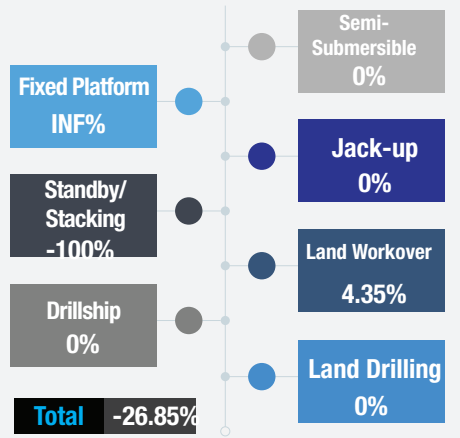
# DRILLING

## Rigs per Specification

Date	Land-Drilling	Land Workover	Jack-Up	Semi Submersible	Fixed Platform	Standby/ Stacking	Drillship	Total
Jun-17	45	40	11	1	1	49	2	149
Jul-17	45	37	11	1	1	52	2	149
Aug-17	42	37	11	1	1	55	2	149
Sep-17	39	40	10	1	0	56	2	149
Oct-17	41	43	10	1	1	50	2	148
Nov-17	41	45	10	1	1	49	2	149
Dec-17	41	47	11	1	1	46	2	149
Jan-17	46	46	11	1	0	43	2	149
Feb-17	46	48	11	1	1	0	2	109

## M.O.M CHANGE IN RIG COUNT PER SPECIFICATION

MoM calculations are for Jan & Feb figures.

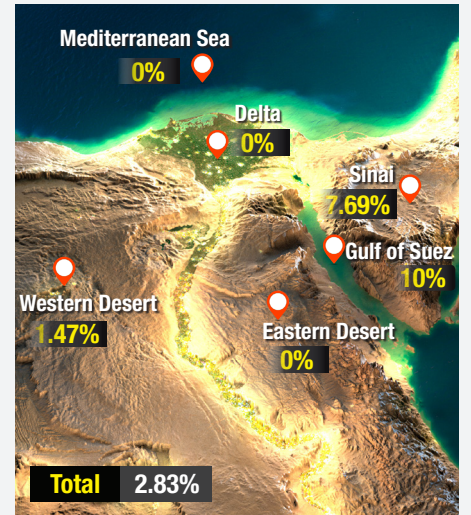


## Rigs per Area

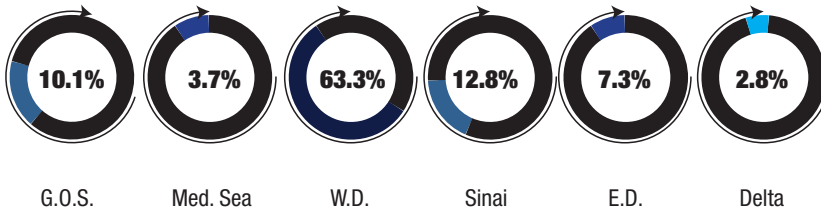
Month	G.O.S.	Med. Sea	W.D.	Sinai	E.D.	Delta	Total
Jun-17	9	6	61	13	6	5	100
Jul-17	9	6	59	14	6	3	97
Aug-17	9	5	59	13	5	3	94
Sep-17	9	5	61	11	5	2	93
Oct-17	10	4	64	12	6	2	98
Nov-17	10	4	63	13	7	3	100
Dec-17	11	4	65	14	6	3	103
Jan-17	10	4	68	13	8	3	106
Feb-17	11	4	69	14	8	3	109

## M.O.M CHANGE IN RIG COUNT PER AREA

MoM calculations are for Jan & Feb figures.



## Distribution of Rigs - February 2018



## PRODUCTION FEBRUARY 2018

	Crude Oil	Equivalent Gas	Sold Gas	Condensate
Mediterranean Sea	0,015,000	13,039,060	73,018	809,016
Eastern Desert	1,660,000	--	--	--
Western Desert	8,700,000	6,571,443	36,800	1,112,493
Gulf of Suez	3,380,000	588,625	3,296	68,117
Delta	0,020,000	6,577,370	36,833	412,436
Sinai	1,340,000	589	3	14,737
Upper Egypt	0,005,000	--	--	--
<b>Total</b>	<b>15,080,000 barrels</b>	<b>26,777,084 barrels</b>	<b>149,950 cubic feet</b>	<b>2,416,799 barrels</b>

\*Natural Gas figures are in Boe.

\*Crude total excludes Upper Egypt production

# DRILLING UPDATES



Region	Company	Well	Well Type	Rig	Depth	Well Investments
Western Desert	KHALDA	WRZK-178	Development	EDC-61	6400	1.200 M\$
	KHALDA	MUNTAGA SE1X	EXP	ST-4	14009	2.900 M\$
	KHALDA	W.KAL A-21	W.Inj	EDC-11	11650	1.598 M\$
	QARUN	WON X-13	Development	EDC-63	7000	827,989 \$
	QARUN	SHKRAS-1X	EXP	EDC-65	6710	800,200 \$
	NORPETCO	GANNA W-3	Development	ECDC-2	8060	1.200 M\$
	AGIBA	ROSA N-2	Development	PDI-104	9200	2.509 M\$
	PETROSILAH	ABOUD 1-1	EXP	ECDC-1	7900	975,545 \$
DELTA	PETROBEL	NIDOCO W.7	Development	EDC-59	15000	8.200 M\$
SINAI	PETROBEL	BEL.BAY-5 ST.1	Development	WF-797	10000	2.500 M\$

\*DRILLING is for February 2018.